

# HOW TO MEASURE UP YOUR PARCELS

We don't like additional charges, and we assume our customers don't like them either, so by following this quick guide you should be able to eliminate these additional costs.

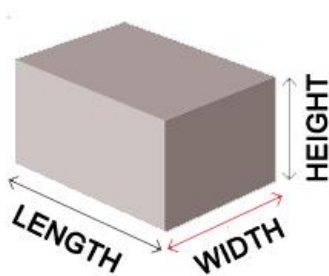
All courier companies work out the cost of sending a parcel by;

**HIGHER OF: Actual 'Physical' Weight vs. Measured 'Cubic' Weight.**

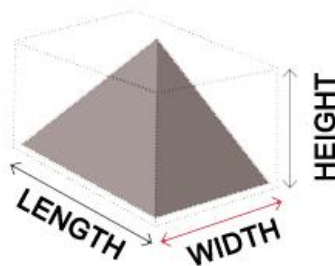
Most people can work out the 'Actual Physical Weight' by putting the parcel on some scales, but when it comes to 'Measured Cubic weight it's a bit more complex.

Below are some examples to help you in making sure you input the correct dimensions to get the correct measurements / cubic weight;

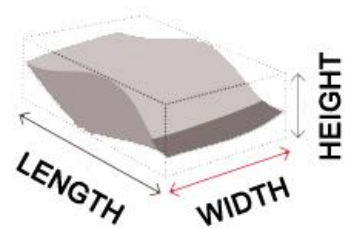
**Standard Box:**



**Irregular Shape:**



**Bulky Stachel / Bag:**



As all parcels are scanned by an X-Ray machine for weights and dimensions, unfortunately if you do not measure up correctly then it's highly likely you'll receive an invoice for the difference in cost between what you have paid and what you should have paid.

\*We would recommend you take some photo evidence of each parcel being sent to show the measurements / dimensions in case of any dispute with the courier company!